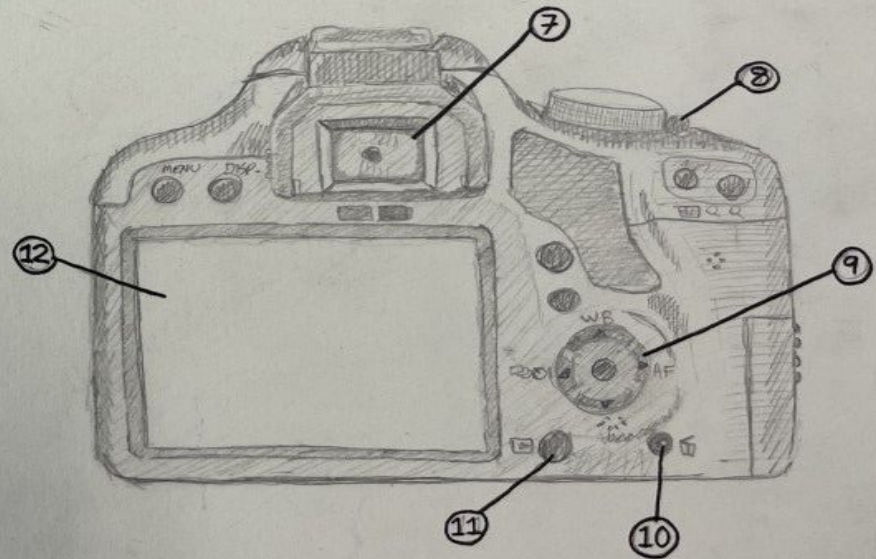
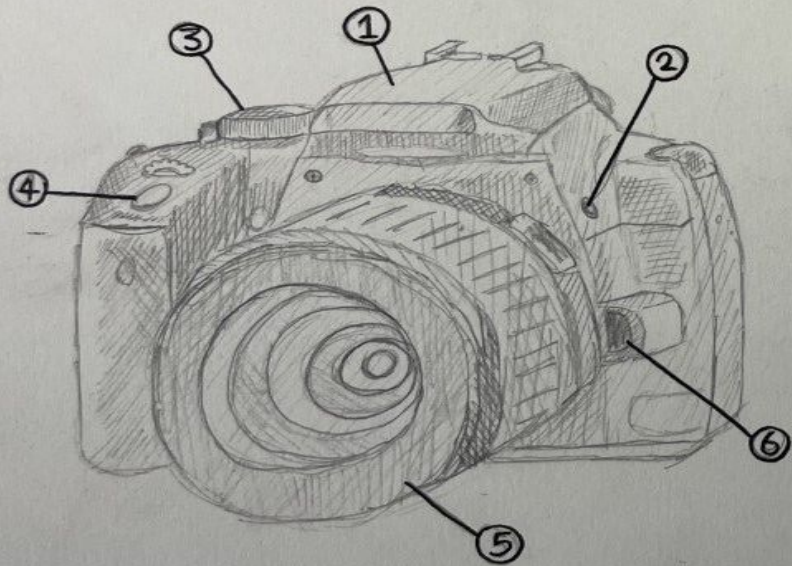


# CAMERA FUNCTIONS

- ① Flash
- ② Flash button
- ③ Mode dial
- ④ Shutter button
- ⑤ Lens
- ⑥ Lens release
- ⑦ Viewfinder
- ⑧ Power switch
- ⑨ Cross keys
- ⑩ Erase button
- ⑪ Play button
- ⑫ LCD display



# HOW A DSLR CAMERA WORKS...

- KEY**
- 1. Lens
  - 2. Mirror
  - 3. Focusing plane
  - 4. Pentaprism
  - 5. Viewfinder
  - 6. Sensor chip
  - 7. Bayer filter
  - Light

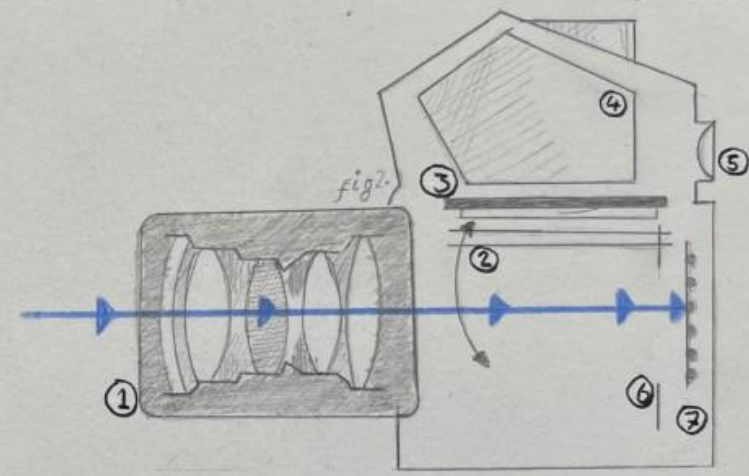
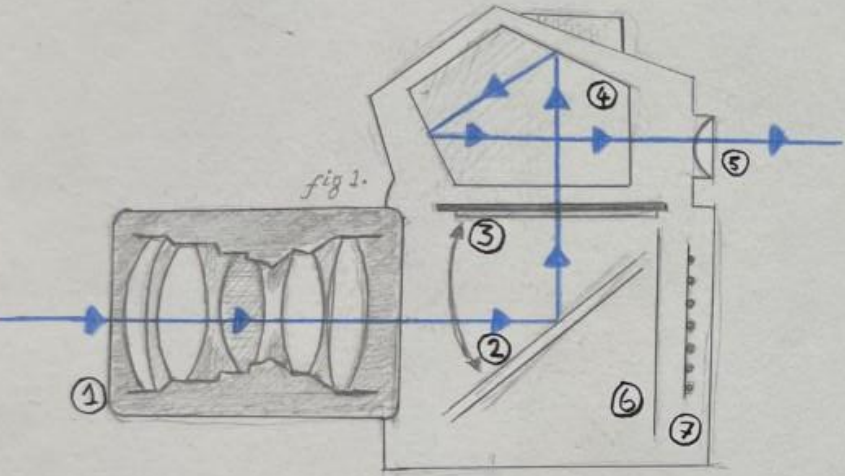












Fig . 1 shows light going through the len, reflecting off of the mirror, and then the pentaprism and finally through the viewfinder.

Fig . 2 shows the moment of shooting. Light enters through the lens, however the mirror now flips up and goes through the sensor chip and into the bayer filter which produces colour.

<i>Symbol</i>	<i>Exposure Mode</i>	<i>Description</i>
	Scene Intelligent Auto	Completely automatic photography; the camera analyzes the scene and selects settings that it thinks will produce the best results.
	Flash Off	Just like Scene Intelligent Auto except that flash is disabled.
	Creative Auto	Similar to Scene Intelligent Auto but gives you a way to tweak some picture qualities, such as how much the background blurs.
	Scene	Seven automatic modes geared to shooting specific types of scenes, including portraits, landscapes, action shots, and close-ups.
	Programmed Autoexposure	Camera selects aperture and shutter speed, but you can choose from different combinations of the two. Full access to all camera features.
	Shutter-priority Autoexposure	You select shutter speed, and camera chooses f-stop. Full access to all camera features.
	Aperture-priority Autoexposure	You select f-stop, and camera chooses shutter speed. Full access to all camera features.
	Manual	You control f-stop and shutter speed. Full access to all camera features.
	Bulb	For long exposures; shutter remains open as long as you hold down the shutter button. You also control f-stop. Full access to all camera features.
	Custom User Mode	A special exposure mode that enables you to store your favorite picture settings and then instantly recall them by turning the Mode dial to C.